

# OMERACT Endorsement of Patient-reported Outcome Instruments in Antineutrophil Cytoplasmic Antibody-associated Vasculitis

Joanna C. Robson, Gunnar Tomasson, Nataliya Milman, Sue Ashdown, Annelies Boonen, George C. Casey, Peter F. Cronholm, David Cuthbertson, Jill Dawson, Haner Direskeneli, Ebony Easley, Tanaz A. Kermani, John T. Farrar, Don Gebhart, Georgia Lanier, Raashid A. Luqmani, Alfred Mahr, Carol A. McAlear, Jacqueline Peck, Beverley Shea, Judy A. Shea, Antoine G. Sreih, Peter S. Tugwell, and Peter A. Merkel

**ABSTRACT. Objective.** The antineutrophil cytoplasmic antibody-associated vasculitides (AAV) are multiorgan diseases. Patients with AAV report impairment in their health-related quality of life (HRQOL) and have different priorities regarding disease assessment compared with physicians. The Outcome Measures in Rheumatology (OMERACT) Vasculitis Working Group previously received endorsement for a core set of domains in AAV. Two approaches to measure patient-reported outcomes (PRO) were presented at OMERACT 2016.

**Methods.** A novel 5-step tool was used to facilitate assessment of the instruments by delegates: the OMERACT Filter 2.0 Instrument Selection Algorithm, with a red-amber-green checklist of questions, including (1) good match with domain (face and content validity), (2) feasibility, (3) do numeric scores make sense (construct validity)?, (4) overall ratings of discrimination, and (5) can individual thresholds of meaning be defined? Delegates gave an overall endorsement. Three generic Patient-Reported Outcomes Measurement Information System (PROMIS) instruments (fatigue, physical functioning, and pain interference) and a disease-specific PRO, the AAV-PRO (6 domains related to symptoms and HRQOL), were presented.

**Results.** OMERACT delegates endorsed the use of the PROMIS instruments for fatigue, physical functioning, and pain interference (87.6% overall endorsement) and the disease-specific AAV-PRO instrument (89.4% overall endorsement).

**Conclusion.** The OMERACT Vasculitis Working Group gained endorsement by OMERACT for use of the PROMIS and the AAV-PRO in clinical trials of vasculitis. These instruments are complementary to each other. The PROMIS and the AAV-PRO need further work to assess their utility in longitudinal settings, including their ability to discriminate between treatments of varying efficacy in the setting of a randomized controlled trial. (First Release September 1 2017; J Rheumatol 2017;44:1529–35; doi:10.3899/jrheum.161139)

## Key Indexing Terms:

ANCA-ASSOCIATED VASCULITIS  
PROMIS

PATIENT-REPORTED OUTCOMES  
ICF  
OMERACT

From the University of the West of England; University of Bristol; University Hospitals Bristol UK National Health Service (NHS) Trust, Bristol; Nuffield Department of Population Health, University of Oxford; Rheumatology, Nuffield Department of Orthopaedics, Rheumatology and Musculoskeletal Sciences, University of Oxford, Oxford, UK; Department of Public Health Sciences, University of Iceland, Reykjavik, Iceland; Division of Rheumatology, University of Ottawa; Division of Rheumatology, The Ottawa Hospital; Department of Clinical Epidemiology, Ottawa Hospital Research Institute; Ottawa Hospital Research Institute, School of Epidemiology, Public Health and Preventative Medicine, Faculty of Medicine, University of Ottawa; Department of Medicine, Faculty of Medicine, University of Ottawa; Ottawa Hospital Research Institute, Clinical Epidemiology Program, Ottawa, Ontario, Canada; Division of Rheumatology, Maastricht University Medical Centre; Caphri Graduate School, Maastricht, the Netherlands; Vasculitis Foundation, Denver, Colorado; Department of Family Medicine and Community Health, University of Pennsylvania; Epidemiology, Neurology, and Anesthesiology, Department of Biostatistics,

Epidemiology, and Informatics, University of Pennsylvania; Department of Medicine, University of Pennsylvania; Clinical Medicine, Division of Rheumatology, University of Pennsylvania; Medicine and Epidemiology, Division of Rheumatology, Department of Biostatistics, Epidemiology, and Informatics, University of Pennsylvania, Philadelphia, Pennsylvania; Division of Biostatistics and Informatics, Department of Pediatrics, University of South Florida, Tampa, Florida; Division of Rheumatology, Department of Medicine, University of California, Los Angeles, USA; Division of Rheumatology, Marmara University, School of Medicine, Marmara, Turkey; Medicine, Hôpital Saint Louis, Paris, France.  
Supported through 2 Patient Centered Outcomes Research Institute Awards: Contract Number IP2-PI000603 for Pilot Award and Contract Number PPRN-1306-04758 for the Vasculitis Patient-Powered Research Network (part of the Patient-Centered Outcomes Research Network). The Vasculitis Clinical Research Consortium (VCRC; U54 AR057319, U01 AR5187404, and R01 AR064153) is part of the Rare Diseases Clinical Research Network, an initiative of the Office of Rare Diseases Research, and the US National Center for Advancing Translational Science

Personal non-commercial use only. The Journal of Rheumatology Copyright © 2017. All rights reserved.

(NCATS). The VCRC is funded through collaboration between NCATS and the US National Institute of Arthritis and Musculoskeletal and Skin Diseases, and has received funding from the National Center for Research Resources (U54 RR019497). UK funding is from the Medical Research Fund, Oxford, and the Oxfordshire Health Services Research Committee, Oxford. Patient survey support is from Vasculitis UK. Dr. Robson was supported by a UK National Institute for Health Research Academic Clinical Lectureship. Dr. Milman was supported by a UCB/Canadian Rheumatology Association/Arthritis Society postgraduate rheumatology fellowship award and a research fellowship from the Department of Medicine at the Ottawa Hospital.

J.C. Robson, MRCP, PhD, Consultant Senior Lecturer, University of the West of England, and Honorary Senior Lecturer, University of Bristol, and Honorary Consultant in Rheumatology, University Hospitals Bristol UK NHS Trust; G. Tomasson, MD, PhD, Assistant Professor of Medicine, Department of Public Health Sciences, University of Iceland; N. Milman, MD, Assistant Professor, Division of Rheumatology, University of Ottawa, and Division of Rheumatology, The Ottawa Hospital, and Department of Clinical Epidemiology, Ottawa Hospital Research Institute; S. Ashdown, RGN, RM, Patient-Partner; A. Boonen, MD, PhD, Professor of Rheumatology, Division of Rheumatology, Maastricht University Medical Centre, and Caphri Graduate School; George C. Casey, MBA, Patient-Partner, Vasculitis Foundation; P.F. Cronholm, MD, MSCE, Associate Professor of Family Medicine, Department of Family Medicine and Community Health, University of Pennsylvania; D. Cuthbertson, MA, Division of Biostatistics and Informatics, Department of Pediatrics, University of South Florida; J. Dawson, MA, MSc, DPhil, SRN, SCM, Associate Professor, Nuffield Department of Population Health, University of Oxford; H. Direskeneli, MD, Professor of Medicine, Division of Rheumatology, Marmara University, School of Medicine; E. Easley, Department of Family Medicine and Community Health, University of Pennsylvania; T.A. Kermali, MD, MS, Assistant Professor of Medicine, Division of Rheumatology, Department of Medicine, University of California; J.T. Farrar, MD, PhD, Associate Professor of Epidemiology, Neurology, and Anesthesiology, Department of Biostatistics, Epidemiology, and Informatics, University of Pennsylvania; D. Gebhart, MD, Patient-Partner; G. Lanier, Patient-Partner; R.A. Luqmani, DM, FRCP, FRCP(E), Professor of Rheumatology, Nuffield Department of Orthopaedics, Rheumatology and Musculoskeletal Sciences, University of Oxford; A. Mahr, MD, PhD, Professor of Medicine, Hospital Saint Louis; C.A. McAlear, MA, Division of Rheumatology, University of Pennsylvania; J. Peck, RN, Patient-Partner; B. Shea, MSc, PhD, Senior Methodologist, Ottawa Hospital Research Institute, Adjunct Professor School of Epidemiology, Public Health and Preventative Medicine, Faculty of Medicine, University of Ottawa; J.A. Shea, PhD, Professor of Medicine, Department of Medicine, University of Pennsylvania; A.G. Sreih, MD, Assistant Professor of Clinical Medicine, Division of Rheumatology, University of Pennsylvania; P.S. Tugwell, MD, MSc, Professor, Department of Medicine, Faculty of Medicine, University of Ottawa, and Ottawa Hospital Research Institute, Clinical Epidemiology Program, and School of Epidemiology, Public Health and Preventative Medicine, Faculty of Medicine, University of Ottawa; P.A. Merkel, MD, MPH, Professor of Medicine and Epidemiology, Division of Rheumatology, Department of Biostatistics, Epidemiology, and Informatics, and Department of Medicine, University of Pennsylvania.

Address correspondence to Dr. P.A. Merkel, Division of Rheumatology, University of Pennsylvania, White Building, 5th Floor, 3400 Spruce St., Philadelphia, Pennsylvania 19104, USA. E-mail: pmerkel@upenn.edu  
Accepted for publication January 13, 2017.

Antineutrophil cytoplasmic antibody-associated vasculitis (AAV) consists of 3 multisystem diseases caused by inflammation of the small blood vessels: granulomatosis with polyangiitis, eosinophilic granulomatosis with polyangiitis (Churg-Strauss), and microscopic polyangiitis. Because of their relative rarity and overlapping disease features, these vasculitides are commonly studied together within randomized controlled trials (RCT)<sup>1</sup>. Modern therapeutic

regimens, including high-dose glucocorticoids and immunosuppressive medications, have transformed AAV from a nearly universally fatal disease to a usually treatable problem<sup>2</sup>. However, patients still often experience persistent and/or relapsing disease and irreversible damage<sup>3</sup> from the effects of both the disease manifestations and the toxicities of treatments<sup>4</sup>.

From the onset of disease in AAV, patients' health-related quality of life (HRQOL) is impaired<sup>5</sup>. There is a discrepancy between the perspectives of patients with AAV, who rank constitutional symptoms such as fatigue/reduced energy levels as having the greatest relevance to their disease, and that of their physicians, who rank the effects of organ damage such as requirement for renal replacement therapy or oxygen dependence as being of greater importance<sup>6</sup>. Therefore, it is essential to collect patient-reported outcomes (PRO) within clinical trials of new treatment regimens to ensure that outcomes of importance to patients are accurately measured<sup>7</sup>.

Generic HRQOL instruments, such as the Medical Outcomes Study Short Form-36 (SF-36) or the EQ-5D, can be applied in a range of different disease populations and interventions and facilitate comparisons between both diseased and general populations<sup>8</sup>. However, these tools may not be specific enough to identify the complexity of experiences of patients within particular diseases. Disease-specific instruments, for example the Rheumatoid Arthritis Impact of Disease score<sup>9</sup> or the Bristol Rheumatoid Arthritis Fatigue Multi-Dimensional Questionnaire<sup>10</sup>, may perform better at identifying such experiences. It is generally recommended that both generic measures and disease-specific PRO be used to provide a comprehensive and relevant description of any individual population<sup>11</sup>.

In 2010, the Outcome Measures in Rheumatology (OMERACT) Vasculitis Working Group received endorsement for a core set of domains and outcome measures for use in clinical trials in AAV<sup>12</sup>. Within the "patient-reported outcome" domain, the SF-36 was presented as the generic instrument for use in AAV<sup>12</sup>. The lack of a disease-specific PRO and the relative lack of research into PRO in vasculitis were noted<sup>12</sup>. The SF-36 was included in the core set because it can discriminate between disease states of importance in AAV, i.e., remission versus active disease, and its scores correlate moderately well with disease activity, as measured by the clinician-completed Birmingham Vasculitis Activity Score/WG<sup>13</sup>. However, there have been concerns that the SF-36 does not sufficiently identify specific disease manifestations identified by patients with AAV as being important<sup>6,14,15</sup>.

The OMERACT Vasculitis Working Group established a strategy to analyze the patient perspective in more depth, and to develop and/or validate new PRO for use in clinical trials of AAV. This strategy has been facilitated through workshops held at the 2012 and 2014 OMERACT conferences, 2 face-to-face meetings in the United States and United Kingdom, and monthly teleconferences with an international

Steering Committee of patient partners, qualitative and quantitative methodologists, and clinician investigators<sup>16</sup>.

The 3 Vasculitis Working Group projects are:

(1) Analysis of the utility of domains of the Patient-Reported Outcomes Measurement Information System (PROMIS)<sup>17</sup> for use in AAV;

(2) Development and validation of a disease-specific PRO for use in AAV (AAV-PRO); and

(3) Analysis and application of the International Classification of Function, Disability and Health (ICF) in AAV.

At OMERACT 2016, the Vasculitis Working Group presented the development and validation steps performed for the PROMIS instruments (individual domains of fatigue, physical functioning, and pain interference) and an AAV-PRO. OMERACT delegates were asked to assess each instrument by use of a novel 5-step assessment tool, the OMERACT Filter 2.0 Instrument Selection Algorithm (OFISA) and red-amber-green checklist (also known as the “eyeball test”; Figure 1). These 5 steps assess whether the instruments are a good match with the domain (face and content validity), feasibility (practicability, length, burden, cost, access, and translations), whether the numeric scores make sense (construct validity), whether the instrument discriminates between different states and in situations of change, and whether thresholds of meaning are defined. During the workshop, delegates voted to determine whether each of the 5 steps was achieved. During the final meeting, plenary session delegates voted to approve or decline each of the steps individually, and then to provide an overall endorsement of each instrument. The eyeball test is closely related to the OMERACT Checklist for Instrument Selection for Core Outcome Measurement Sets, which was also fulfilled for the instruments under study (Figure 2). Breakout groups during the workshop allowed for greater scrutiny of each instrument, analysis of next steps needed for their development, and facilitation of additional discussion around the use of the ICF in AAV. Feedback received from the OMERACT community on the 3 projects is given in the sections below.

Our OMERACT report includes a summary of the development and validation of both general and disease-specific PRO in AAV, all of which is novel for this field and substantially advances outcome research in vasculitis. The specifics of the several component projects will be published separately.

### **PROMIS Instruments for Fatigue, Physical Functioning, and Pain Interference in AAV**

The PROMIS is a generic item bank intended to cover all aspects of self-reported health<sup>17</sup>. Physical functioning is a core domain in measurement of disease effect among patients with rheumatic diseases, and fatigue and pain are consistently ranked as important disease manifestations among patients

with AAV<sup>6</sup>. The PROMIS can be administered by computer adaptive testing (CAT) and on paper as short-forms that typically include 4, 6, or 8 questions. Administration by CAT could result in increased precision, but requires access to a computer. The PROMIS has dedicated instruments to measure these domains and might have 2 particularly attractive qualities for use in RCT for AAV. (1) PROMIS measures are precise, which can lead to greater power to examine subgroups. This is important for this multisystem disease in which several subgroups have been identified based on different organ manifestations. Increased precision also helps the conduct of smaller RCT or to detect smaller differences in treatment efficacy, important characteristics for any disease, but especially for a rare disease. (2) PROMIS measures are intended to be responsive (sensitive to change). AAV is often characterized by fluctuating levels of disease activity, therefore responsiveness (i.e., sensitivity to change) is a key positive feature for an outcome measure for use in longitudinal studies and RCT in AAV.

At OMERACT 2016, data pertaining to content validity, construct validity, and responsiveness were presented, discussed, and endorsed by the delegates in relation to the OFISA eyeball test (Green-level endorsement; Figure 1, Figure 2, and Figure 3). It was also decided that numerical scores were relevant for individual patients and could discriminate between disease states of importance in AAV (Amber-level endorsement). Data were collected through CAT, but also included all the items that are administered by the 4-question short forms. We received feedback from some OMERACT delegates that the feasibility of the PROMIS by CAT has not been assessed in the setting of RCT and we interpret that endorsement of the feasibility PROMIS pertains to its administration by short-forms or CAT. The next step will be to administer these PROMIS instruments in the setting of an RCT to assess whether PROMIS instruments discriminate between treatment arms.

### **The Disease-specific AAV-PRO**

The AAV-PRO is a disease-specific PRO instrument for AAV. It is a profile instrument consisting of 29 items representing 6 domains: organ-specific symptoms, systemic symptoms, treatment side effects, social and emotional effect, concerns about the future, and physical function.

The results of a comprehensive program of qualitative research were presented at OMERACT, including 50 in-depth individual interviews from the United Kingdom, United States, and Canada, and 2 focus groups in the United States, all of which were used to identify themes of importance to patients with AAV. Themes identified were recast as candidate items, which then underwent extensive review, piloting, cognitive testing, and linguistic and translatability assessments. Our work provided evidence that the AAV-PRO was a good match with the domain of PRO and was feasible to use. OMERACT delegates endorsed steps 1

## OMERACT Filter 2.0 Instrument Selection Algorithm (OFISA) Eyeball Test Process

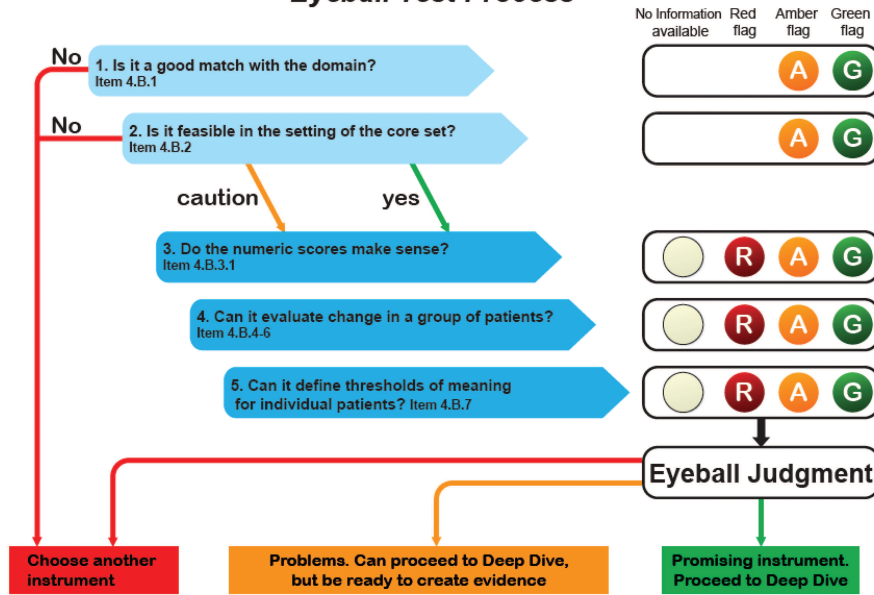


Figure 1. The OMERACT Filter 2.0 Instrument Selection Algorithm (OFISA) and red-amber-green checklist. Adapted with permission from the OMERACT Handbook. OMERACT: Outcome Measures in Rheumatology; R: red; A: amber; G: green.

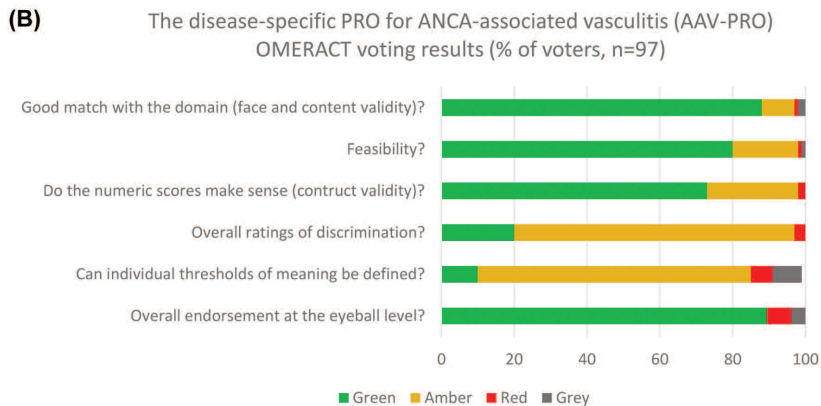
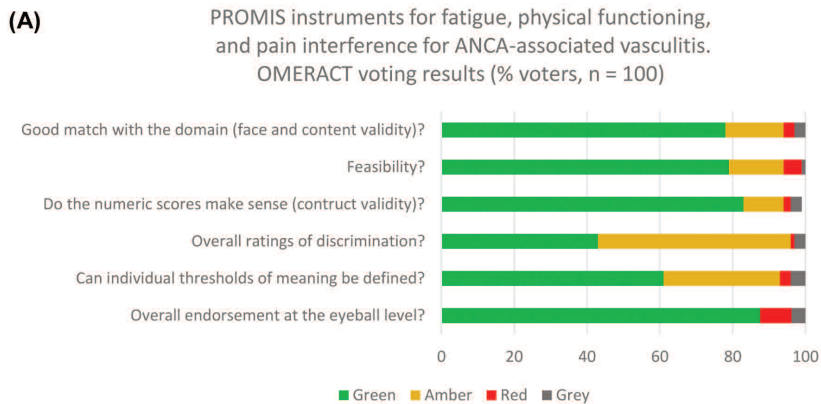


Figure 3. OMERACT endorsement of PRO in AAV. (A) PROMIS instruments for fatigue, physical functioning, and pain interference for AAV voting results. (B) The disease-specific AAV-PRO voting results. OMERACT endorsement set at  $\geq 70\%$  of votes (sum of Green or Amber). Green (OK): Yes, I agree; Amber (OK): I am okay with this, but have some reservations, more work needed in this area; Red (Not OK): I disagree; Grey: Insufficient evidence or information. OMERACT: Outcome Measures in Rheumatology; PRO: patient-reported outcomes; ANCA: antineutrophil cytoplasmic antibody; AAV: ANCA-associated vasculitis; PROMIS: Patient-Reported Outcomes Measurement Information System; AAV-PRO: PRO measure for AAV.

Checklist #	Chapter Section Paragraph	OMERACT Checklist Item	No Information Available or Not Applicable	Red Flag	Amber Flag	Green Flag
<b>Assembly of working group and work plan</b>						
1	3.B.1	Forming an OMERACT Working Group				X
2	3.B.2	Stakeholder groups and their contacts identified				X
3	3.B.3	Thorough review of domain and instruments previously used				X
4	3.B.4	Implementation of Delphi and or Focus Groups (see "Draft Guidelines for using Consensus Group Methods")				X
<b>Core Domain Set selection - ANCA Vasculitis Core Set endorsed by OMERACT (Merkel, et al., Journal of Rheumatology. 2011).</b>						
5	3.C.1.1	Definition of context: setting (scope)				X
6	3.C.2.1	Deciding on the inclusion of Resource Use (Core Set endorsed prior to adoption of Filter 2.0)				
7	3.C.3.1	Literature review of domains (and instruments), part 1: what has				X
8	3.C.4.1	Identification or definition of other domains of interest				X
9	3.C.5.1	Formulation of draft Core Domains - at least 1 per Core Area				X
10	3.C.6.1	Formulation of core contextual factors (endorsed pre Filter 2.0)				
11	3.C.7.1	Formulation of core adverse events, if any				X
12	3.C.8.1	OMERACT consensus on Core Domain Set and timeline for update cycle				X
<b>Instrument selection for Core Outcome Measurement Sets - Eyeball test for PROMIS instruments</b>						
13	4.A.0.2	Protocol for literature review of instruments (not applicable as this is a new instrument)	X			
<b>Apply the OMERACT OFISA review for PROMIS instruments</b>						
14	4.B.1	Good match with the target domain? Conceptual alignment with Domain, face validity, content validity (OMERACT Filter: Truth)				X
15	4.B.2	Feasible to use?: The patient burden and cost of use				X
<b>4.B.3 Measurement properties – scan of the literature for PROMIS instruments</b>						
16	4.B.3.1	Do the numeric scores make sense? Assessing construct validity (OMERACT Filter: Truth)				X
17	4.B.4.1	Discrimination between groups OK? A: Stability in situations of no change (test-retest Reliability)				X
18	4.B.5.1	Discrimination between groups OK? B: Detecting change in situations of change (longitudinal construct validity or responsiveness)			X	
19	4.B.6.1	Discrimination between groups OK? C: Sensitivity to change in the context of an RCT			X	
20	4.B.7.1	Thresholds of meaning for individuals defined? Minimum important difference, patient acceptable state			X	
21	4.C	Synthesis of the eyeball scan				X
<b>Instrument selection for Core Outcome Measurement Sets - Eyeball test for AAV-PRO measure</b>						
13	4.A.0.2	Protocol for literature review of instruments (not applicable as this is a new instrument)	X			
<b>Apply the OMERACT OFISA review for AAV-PRO instrument</b>						
14	4.B.1	Good match with the target domain? Conceptual alignment with Domain, face validity, content validity (OMERACT Filter: Truth)				X
15	4.B.2	Feasible to use?: The patient burden and cost of use				X
<b>4.B.3 Measurement properties – scan of the literature for AAV-PRO measure</b>						
16	4.B.3.1	Do the numeric scores make sense? Assessing construct validity (OMERACT Filter: Truth)				X
17	4.B.4.1	Discrimination between groups OK? A: Stability in situations of no change (test-retest Reliability)				X
18	4.B.5.1	Discrimination between groups OK? B: Detecting change in situations of change (longitudinal construct validity or responsiveness)			X	
19	4.B.6.1	Discrimination between groups OK? C: Sensitivity to change in the context of an RCT			X	
20	4.B.7.1	Thresholds of meaning for individuals defined? Minimum important difference, patient acceptable state.			X	
21	4.C	Synthesis of the eyeball scan of the literature				X

Figure 2. Full evaluation of Core Outcome Measurement Sets is to be completed (5.D.1–12; The OMERACT Handbook: [www.omeract.org/pdf/OMERACT\\_Handbook.pdf](http://www.omeract.org/pdf/OMERACT_Handbook.pdf)). OMERACT master checklist for developing Core Outcome Measurement Sets. OMERACT: Outcome Measures in Rheumatology; ANCA: antineutrophil cytoplasmic antibody; PROMIS: Patient-Reported Outcomes Measurement Information System; OFISA: OMERACT Filter 2.0 Instrument Selection Algorithm; RCT: randomized controlled trial; AAV-PRO: patient-reported outcome measure for ANCA-associated vasculitis.

and 2 of the OFISA eyeball test questions at the Green level (Figure 3).

The initially developed long-form (35 candidate item) AAV-PRO questionnaire has undergone large-scale testing

among patients with AAV to inform item reduction (yielding the final 29-item questionnaire) and to assess scale and measurement properties. This exercise included a test-retest exercise and 3-month followup survey with transition

questions. These data were presented at OMERACT and delegates voted to endorse step 3 of the OFISA eyeball test questions at the Green level, and steps 4 and 5 at the Amber level (Figure 3). At the final plenary, OMERACT delegates voted to endorse the AAV-PRO at the eyeball level (89% agreement to endorse; prespecified OMERACT endorsement level was  $\geq 70\%$  of votes; Figure 3).

Feedback from 2 breakout groups recommended that the AAV-PRO should be tested next in a cohort of patients likely to exhibit greater change in their disease state over a longer time period to better define thresholds of change that are meaningful to patients. To gain further insights into its construct validity, the AAV-PRO should also be tested against other instruments, such as clinician-derived measures of disease activity and other symptom-specific and generic PRO. Another area of discussion was the scoring of the AAV-PRO. The AAV-PRO is a multidimensional instrument with each separate domain having good internal consistency and consistent with the polytomous Rasch model<sup>18</sup>. Therefore, each domain can be scored separately. However, clinicians may be keen to create a more pragmatic scoring method for the AAV-PRO. Opinions varied within the breakout groups, but there was consensus that at present all domain scores should be recorded separately; future work could examine use of combining domains into 1 or more summary scores, or identify and concentrate on specific domains of interest within individual trials. An example of where the treatment-related adverse effects domain would be of particular interest could be an RCT of a glucocorticoid-sparing agent.

### ICF in AAV

The ICF was endorsed as a health status framework and a classification system for standardized description of an individual's health and disability by the World Health Organization<sup>19</sup>. Since then it has found many applications, including endorsement by the OMERACT of ICF as a tool to identify and describe domains relevant to outcome measurement for a specific medical condition<sup>20</sup>.

The OMERACT Vasculitis Working group is analyzing the ICF, first as a tool to refine the list of domains included in the current OMERACT core set for AAV by identifying domains (described using the ICF "categories") of importance to specific stakeholder groups, as recommended by the OMERACT Filter 2.0 framework<sup>20</sup>. Completed steps of this process include (1) identifying ICF categories (each representing a domain) sampled by instruments used in clinical trials of AAV<sup>21</sup>, (2) identifying domains most relevant to patients through individual interviews (in collaboration with AAV-PRO project described above) followed by a prioritization exercise, and (3) identifying domains prioritized by clinicians with expertise in vasculitis<sup>22</sup>. Second, the ICF could be used to identify potential contextual factors, which might modify outcome assessment.

One of the breakout sessions of the workshop focused on discussing the results and implications of the ICF-related studies described above and the future directions of this research. The ultimate goal of this initiative is to develop ICF core sets for AAV, a selection of ICF categories (corresponding to OMERACT domains in Filter 2.0<sup>20</sup>) relevant to the study of AAV<sup>23</sup>. The ICF core sets for AAV would complement and refine the existing OMERACT core set of domains for AAV<sup>12</sup>.

### Summary

The generic PROMIS instruments (for fatigue, physical functioning, and pain interference) and the AAV-PRO (disease-specific PRO for AAV) have been carefully assessed by OMERACT delegates, including patient partners, methodologists, clinician researchers, representatives of the pharmaceutical industry, and regulatory advisers, and have been endorsed at the OFISA eyeball test level. Future work for both projects will complete the final validation steps required per the OMERACT process, including additional longitudinal analysis in cohorts of patients exhibiting greater change in disease state over longer time periods to calculate minimal clinically important differences with greater accuracy. Additional comparisons with other outcome measures will more comprehensively examine different aspects of construct validity of these instruments for use in vasculitis. The ICF project will now compile the results of the 3 completed studies and develop the ICF Core Sets for AAV. The ICF Core Sets will complement and help refine the existing core set of outcome domains for AAV. These 3 projects are complementary and have benefited from a common Steering Committee that includes patient partners, and critical review through the OMERACT process. Each project will continue to be supported and advanced by the OMERACT Vasculitis Working Group.

### ACKNOWLEDGMENT

The Outcome Measures in Rheumatology (OMERACT) Vasculitis Working Group appreciates the efforts and interest of all the attendees at OMERACT 2016 who participated in the Vasculitis Workshop, and especially Dr. Dorcas Beaton, Dr. Sarah Hewlett, Dr. Catherine Hill, Dr. Sarah Mackie, and Dr. Alexa Meara.

### REFERENCES

1. Alberici F, Smith RM, Jones RB, Roberts DM, Willcocks LC, Chaudhry A, et al. Long-term follow-up of patients who received repeat-dose rituximab as maintenance therapy for ANCA-associated vasculitis. *Rheumatology* 2015;54:1153-60.
2. Little MA, Nightingale P, Verburgh CA, Hauser T, De Groot K, Savage C, et al. Early mortality in systemic vasculitis: relative contribution of adverse events and active vasculitis. *Ann Rheum Dis* 2010;69:1036-43.
3. Robson J, Doll H, Suppiah R, Flossmann O, Harper L, Höglund P, et al. Damage in the anca-associated vasculitides: long-term data from the European vasculitis study group (EUVAS) therapeutic trials. *Ann Rheum Dis* 2015;74:177-84.

4. Seo P, Min YI, Holbrook JT, Hoffman GS, Merkel PA, Spiera R, et al; WGET Research Group. Damage caused by Wegener's granulomatosis and its treatment: prospective data from the Wegener's Granulomatosis Etanercept Trial (WGET). *Arthritis Rheum* 2005;52:2168-78.
5. Walsh M, Mukhtyar C, Mahr A, Herlyn K, Luqmani R, Merkel PA, et al. Health-related quality of life in patients with newly diagnosed antineutrophil cytoplasmic antibody-associated vasculitis. *Arthritis Care Res* 2011;63:1055-61.
6. Herlyn K, Hellmich B, Seo P, Merkel PA. Patient-reported outcome assessment in vasculitis may provide important data and a unique perspective. *Arthritis Care Res* 2010;62:1639-45.
7. Kirwan JR, Hewlett SE, Heiberg T, Hughes RA, Carr M, Hehir M, et al. Incorporating the patient perspective into outcome assessment in rheumatoid arthritis—progress at OMERACT 7. *J Rheumatol* 2005;32:2250-6.
8. Coons SJ, Rao S, Keininger DL, Hays RD. A comparative review of generic quality-of-life instruments. *Pharmacoeconomics* 2000;17:13-35.
9. Gossec L, Dougados M, Rincheval N, Balanescu A, Boumpas DT, Canadello S, et al. Elaboration of the preliminary Rheumatoid Arthritis Impact of Disease (RAID) score: a EULAR initiative. *Ann Rheum Dis* 2009;68:1680-5.
10. Nicklin J, Cramp F, Kirwan J, Greenwood R, Urban M, Hewlett S. Measuring fatigue in rheumatoid arthritis: a cross-sectional study to evaluate the Bristol Rheumatoid Arthritis Fatigue Multi-Dimensional questionnaire, visual analog scales, and numerical rating scales. *Arthritis Care Res* 2010;62:1559-68.
11. Merkel PA, Herlyn K, Mahr AD, Neogi T, Seo P, Walsh M, et al. Progress towards a core set of outcome measures in small-vessel vasculitis. Report from OMERACT 9. *J Rheumatol* 2009;36:2362-8.
12. Merkel PA, Aydin SZ, Boers M, Direskeneli H, Herlyn K, Seo P, et al. The OMERACT core set of outcome measures for use in clinical trials of ANCA-associated vasculitis. *J Rheumatol* 2011;38:1480-6.
13. Tomasson G, Boers M, Walsh M, LaValley M, Cuthbertson D, Carette S, et al. Assessment of health-related quality of life as an outcome measure in granulomatosis with polyangiitis (Wegener's). *Arthritis Care Res* 2012;64:273-9.
14. Basu N, McClean A, Harper L, Amft EN, Dhaun N, Luqmani RA, et al. The characterisation and determinants of quality of life in ANCA associated vasculitis. *Ann Rheum Dis* 2014;73:207-11.
15. Aasarød K, Iversen BM, Hammerstrøm J, Bostad L, Vatten L, Jørstad S. Wegener's granulomatosis: clinical course in 108 patients with renal involvement. *Nephrol Dial Transplant* 2000;15:611-8.
16. Robson JC, Milman N, Tomasson G, Dawson J, Cronholm PF, Kellom K, et al. Exploration, development, and validation of patient-reported outcomes in antineutrophil cytoplasmic antibody-associated vasculitis using the OMERACT process. *J Rheumatol* 2015;42:2204-9.
17. Cella D, Riley W, Stone A, Rothrock N, Reeve B, Yount S, et al. The Patient-Reported Outcomes Measurement Information System (PROMIS) developed and tested its first wave of adult self-reported health outcome item banks: 2005-2008. *J Clin Epidemiol* 2010;63:1179-94.
18. Andrich D. Rasch models for measurement. Newbury Park, CA: SAGE Publications Inc.; 1988.
19. Cheung PP, de Wit M, Bingham CO 3rd, Kirwan JR, Leong A, March LM, et al. Recommendations for the Involvement of Patient Research Partners (PRP) in OMERACT Working Groups. A Report from the OMERACT 2014 Working Group on PRP. *J Rheumatol* 2016;43:187-93.
20. Boers M, Kirwan JR, Wells G, Beaton D, Gossec L, d'Agostino MA, et al. Developing core outcome measurement sets for clinical trials: OMERACT filter 2.0. *J Clin Epidemiol* 2014;67:745-53.
21. Milman N, Boonen A, Merkel PA, Tugwell P. Mapping of the outcome measures in rheumatology core set for antineutrophil cytoplasmic antibody-associated vasculitis to the International Classification of Function, Disability and Health. *Arthritis Care Res* 2015;67:255-63.
22. Milman N, Boonen A, Tugwell P, Merkel PA; OMERACT Vasculitis Working Group. Clinicians' perspective on key domains in ANCA-associated vasculitis: a Delphi exercise. *Scand J Rheumatol* 2016 Jul 20 (E-pub ahead of print).
23. Cieza A, Ewert T, Ustun TB, Chatterji S, Kostanjsek N, Stucki G. Development of ICF Core Sets for patients with chronic conditions. *J Rehabil Med* 2004;44 Suppl:9-11.